


MARY JO'S

PERFORMING ARTS ACADEMY

2019 Universal Movement Competitive Team Group Costumes

ANGEL BY THE WINGS

**Please be sure that all costumes are fitted to your child correctly. Individual alterations may be necessary.*

COSTUME	TIGHTS & SHOES	ACCESSORIES & HAIR	OTHER
	<p><u>TIGHTS</u> No tights</p> <p><u>SHOES</u> No shoes</p>	<p>- Hair is to be slicked back into a high bun centered diagonally from the chin going above the ear with no part (bottom of bun at the top of ear), using only gel and/or hairspray, bobby pins (no hair clips), hair elastic and hair net (same color as hair) to go around the bun.</p> <p>- UM Rhinestone Clip on Left Side of Bun</p> <p>- UM Rhinestone Earrings</p>	<p>- Black Trendy Trend Booty Shorts Underneath (available for purchase in Dancers Closet)</p>


MARY JO'S

PERFORMING ARTS ACADEMY

2019 Universal Movement Competitive Team Group Costumes

WHAT HAVE I DONE

**Please be sure that all costumes are fitted to your child correctly. Individual alterations may be necessary.*

COSTUME	TIGHTS & SHOES	ACCESSORIES & HAIR	OTHER
	<p><u>TIGHTS</u> No tights</p> <p><u>SHOES</u> No shoes</p>	<p>- Hair is to be slicked back into a high bun centered diagonally from the chin going above the ear with no part (bottom of bun at the top of ear), using only gel and/or hairspray, bobby pins (no hair clips), hair elastic and hair net (same color as hair) to go around the bun.</p> <p>- UM Rhinestone Clip on Left Side of Bun</p> <p>- UM Rhinestone Earrings</p>	<p>- Tan Body Wrappers Bra Top & Booty Shorts (available for purchase in Dancers Closet)</p>


MARY JO'S

PERFORMING ARTS ACADEMY

2019 Universal Movement Competitive Team Group Costumes

PULSE

**Please be sure that all costumes are fitted to your child correctly. Individual alterations may be necessary.*

COSTUME	TIGHTS & SHOES	ACCESSORIES & HAIR	OTHER
	<p><u>TIGHTS</u> No tights</p> <p><u>SHOES</u> No shoes</p>	<p>- Hair is to be slicked back into a high bun centered diagonally from the chin going above the ear with no part (bottom of bun at the top of ear), using only gel and/or hairspray, bobby pins (no hair clips), hair elastic and hair net (same color as hair) to go around the bun.</p> <ul style="list-style-type: none"> - UM Rhinestone Clip on Left Side of Bun - UM Rhinestone Choker - UM Rhinestone Earrings 	<p>- Black Trendy Trend Booty Shorts Underneath (available for purchase in Dancers Closet)</p>


MARY JO'S

PERFORMING ARTS ACADEMY

2019 Universal Movement Competitive Team Group Costumes

SAVED

**Please be sure that all costumes are fitted to your child correctly. Individual alterations may be necessary.*

COSTUME	TIGHTS & SHOES	ACCESSORIES & HAIR	OTHER
	<p><u>TIGHTS</u> No tights</p> <p><u>SHOES</u> Tan Capezio or Body Wrappers Canvas Pirouettes</p>	<p>- Hair is to be slicked back into a high bun centered diagonally from the chin going above the ear with no part (bottom of bun at the top of ear), using only gel and/or hairspray, bobby pins (no hair clips), hair elastic and hair net (same color as hair) to go around the bun.</p> <ul style="list-style-type: none"> - UM Rhinestone Clip on Left Side of Bun - UM Rhinestone Choker - UM Rhinestone Earrings 	<p>- Tan Body Wrappers Bra Top (available for purchase in Dancers Closet)</p> <p>- Black Trendy Trend Booty Shorts Underneath (available for purchase in Dancers Closet)</p>


MARY JO'S

PERFORMING ARTS ACADEMY

2019 Universal Movement Competitive Team Group Costumes

SOMEONE

**Please be sure that all costumes are fitted to your child correctly. Individual alterations may be necessary.*

COSTUME	TIGHTS & SHOES	ACCESSORIES & HAIR	OTHER
	<p><u>TIGHTS</u> No tights</p> <p><u>SHOES</u> Tan Capezio or Body Wrappers Canvas Pirouettes</p>	<p>- Hair is to be slicked back into a high bun centered diagonally from the chin going above the ear with no part (bottom of bun at the top of ear), using only gel and/or hairspray, bobby pins (no hair clips), hair elastic and hair net (same color as hair) to go around the bun.</p> <ul style="list-style-type: none"> - UM Rhinestone Clip on Left Side of Bun - UM Rhinestone Choker - UM Rhinestone Earrings 	

MARY JO'S

PERFORMING ARTS ACADEMY

2019 Universal Movement Competitive Team Group Costumes

MONEY

**Please be sure that all costumes are fitted to your child correctly. Individual alterations may be necessary.*

COSTUME	TIGHTS & SHOES	ACCESSORIES & HAIR	OTHER
	<p><u>TIGHTS</u> No tights</p> <p><u>SHOES</u> Black JZ43 Jazz Shoes</p>	<p>- Hair is to be slicked back into a high bun centered diagonally from the chin going above the ear with no part (bottom of bun at the top of ear), using only gel and/or hairspray, bobby pins (no hair clips), hair elastic and hair net (same color as hair) to go around the bun.</p> <p>- UM Rhinestone Clip on Left Side of Bun</p> <p>- UM Rhinestone Earrings</p>	


MARY JO'S

PERFORMING ARTS ACADEMY

2019 Universal Movement Competitive Team Group Costumes

MEMORIES

**Please be sure that all costumes are fitted to your child correctly. Individual alterations may be necessary.*

COSTUME	TIGHTS & SHOES	ACCESSORIES & HAIR	OTHER
	<p><u>TIGHTS</u> No tights</p> <p><u>SHOES</u> No shoes</p>	<p>- Hair is to be slicked back into a high bun centered diagonally from the chin going above the ear with no part (bottom of bun at the top of ear), using only gel and/or hairspray, bobby pins (no hair clips), hair elastic and hair net (same color as hair) to go around the bun.</p> <ul style="list-style-type: none"> - UM Rhinestone Clip on Left Side of Bun - UM Rhinestone Choker - UM Rhinestone Earrings 	<p>- Lace hair clip should be secured to the Right side of the bun.</p>


MARY JO'S

PERFORMING ARTS ACADEMY

2019 Universal Movement Competitive Team Group Costumes

THE UNIMAGINABLE

**Please be sure that all costumes are fitted to your child correctly. Individual alterations may be necessary.*

COSTUME	TIGHTS & SHOES	ACCESSORIES & HAIR	OTHER
	<p><u>TIGHTS</u> No tights</p> <p><u>SHOES</u> No shoes</p>	<p>- Hair is to be slicked back into a high bun centered diagonally from the chin going above the ear with no part (bottom of bun at the top of ear), using only gel and/or hairspray, bobby pins (no hair clips), hair elastic and hair net (same color as hair) to go around the bun.</p> <p>- UM Rhinestone Clip on Left Side of Bun</p> <p>- UM Rhinestone Earrings</p>	<p>- Black Trendy Trend Booty Shorts Underneath (available for purchase in Dancers Closet)</p>


MARY JO'S

PERFORMING ARTS ACADEMY

2019 Universal Movement Competitive Team Group Costumes

PRELUDE

**Please be sure that all costumes are fitted to your child correctly. Individual alterations may be necessary.*

COSTUME	TIGHTS & SHOES	ACCESSORIES & HAIR	OTHER
	<p><u>TIGHTS</u> No tights</p> <p><u>SHOES</u> No shoes</p>	<p>- Hair is to be slicked back into a high bun centered diagonally from the chin going above the ear with no part (bottom of bun at the top of ear), using only gel and/or hairspray, bobby pins (no hair clips), hair elastic and hair net (same color as hair) to go around the bun.</p> <ul style="list-style-type: none"> - UM Rhinestone Clip on Left Side of Bun - UM Rhinestone Choker - UM Rhinestone Earrings 	<p>- Tan Body Wrappers Bra Top & Booty Shorts (available for purchase in Dancers Closet)</p>


MARY JO'S

PERFORMING ARTS ACADEMY

2019 Universal Movement Competitive Team Group Costumes

HEAT WAVE

**Please be sure that all costumes are fitted to your child correctly. Individual alterations may be necessary.*

COSTUME	TIGHTS & SHOES	ACCESSORIES & HAIR	OTHER
	<p><u>TIGHTS</u> Caramel 319 Mondor Footed Tights</p> <p><u>SHOES</u> Tan JZ43 Jazz Shoes</p>	<p>- Hair is to be slicked back into a high bun centered diagonally from the chin going above the ear with no part (bottom of bun at the top of ear), using only gel and/or hairspray, bobby pins (no hair clips), hair elastic and hair net (same color as hair) to go around the bun.</p> <ul style="list-style-type: none"> - UM Rhinestone Clip on Left Side of Bun - UM Rhinestone Choker - UM Rhinestone Earrings 	


MARY JO'S

PERFORMING ARTS ACADEMY

2019 Universal Movement Competitive Team Group Costumes

PARLEZ VOUS FRANCAIS

**Please be sure that all costumes are fitted to your child correctly. Individual alterations may be necessary.*

COSTUME	TIGHTS & SHOES	ACCESSORIES & HAIR	OTHER
	<p><u>TIGHTS</u> No tights</p> <p><u>SHOES</u> Black JZ43 Jazz Shoes</p>	<p>- Hair is to be slicked back into a high bun centered diagonally from the chin going above the ear with no part (bottom of bun at the top of ear), using only gel and/or hairspray, bobby pins (no hair clips), hair elastic and hair net (same color as hair) to go around the bun.</p> <ul style="list-style-type: none"> - UM Rhinestone Clip on Left Side of Bun - UM Rhinestone Choker - UM Rhinestone Earrings 	


MARY JO'S

PERFORMING ARTS ACADEMY

2019 Universal Movement Competitive Team Group Costumes

T.M.N.T.

**Please be sure that all costumes are fitted to your child correctly. Individual alterations may be necessary.*

COSTUME	TIGHTS & SHOES	ACCESSORIES & HAIR	OTHER
	<p><u>TIGHTS</u> No tights</p> <p><u>SHOES</u> Black Pastry Sneakers</p>	<p>- Hair is to be slicked back into a high ponytail.</p> <p>- UM Rhinestone Choker</p> <p>- UM Rhinestone Earrings</p>	


MARY JO'S

PERFORMING ARTS ACADEMY

2019 Universal Movement Competitive Team Group Costumes

TIME FOR TEA

**Please be sure that all costumes are fitted to your child correctly. Individual alterations may be necessary.*

COSTUME	TIGHTS & SHOES	ACCESSORIES & HAIR	OTHER
	<p><u>TIGHTS</u> Caramel Mondor 319 Footed Tights</p> <p><u>SHOES</u> Tan JZ43 Jazz Shoes</p>	<p>- Hair is to be slicked back into a high bun centered diagonally from the chin going above the ear with no part (bottom of bun at the top of ear), using only gel and/or hairspray, bobby pins (no hair clips), hair elastic and hair net (same color as hair) to go around the bun.</p> <ul style="list-style-type: none"> - UM Rhinestone Clip on Left Side of Bun - UM Rhinestone Choker - UM Rhinestone Earrings 	<p>- Secure Tea Cup headpiece to Right side of head with MANY bobby pins.</p>


MARY JO'S

PERFORMING ARTS ACADEMY

2019 Universal Movement Competitive Team Group Costumes

YOU SHOULD BE DANCING

**Please be sure that all costumes are fitted to your child correctly. Individual alterations may be necessary.*

COSTUME	TIGHTS & SHOES	ACCESSORIES & HAIR	OTHER
	<p><u>TIGHTS</u> Caramel Mondor 319 Footed Tights</p> <p><u>SHOES</u> Tan JZ43 Jazz Shoes</p>	<p>- Hair is to be slicked back into a high bun centered diagonally from the chin going above the ear with no part (bottom of bun at the top of ear), using only gel and/or hairspray, bobby pins (no hair clips), hair elastic and hair net (same color as hair) to go around the bun.</p> <ul style="list-style-type: none"> - UM Rhinestone Clip on Left Side of Bun - UM Rhinestone Choker - UM Rhinestone Earrings 	<p>- Secure headband to head with MANY bobby pins.</p>


MARY JO'S

PERFORMING ARTS ACADEMY

2019 Universal Movement Competitive Team Group Costumes

SURVIVAL

**Please be sure that all costumes are fitted to your child correctly. Individual alterations may be necessary.*

COSTUME	TIGHTS & SHOES	ACCESSORIES & HAIR	OTHER
	<p><u>TIGHTS</u> No tights</p> <p><u>SHOES</u> Tan Capezio or Body Wrappers Canvas Pirouettes</p>	<p>- Hair is to be slicked back into a high bun centered diagonally from the chin going above the ear with no part (bottom of bun at the top of ear), using only gel and/or hairspray, bobby pins (no hair clips), hair elastic and hair net (same color as hair) to go around the bun.</p> <ul style="list-style-type: none"> - UM Rhinestone Clip on Left Side of Bun - UM Rhinestone Choker - UM Rhinestone Earrings 	


MARY JO'S

PERFORMING ARTS ACADEMY

2019 Universal Movement Competitive Team Group Costumes

THE LOTTERY

**Please be sure that all costumes are fitted to your child correctly. Individual alterations may be necessary.*

COSTUME	TIGHTS & SHOES	ACCESSORIES & HAIR	OTHER
	<p><u>TIGHTS</u> No tights</p> <p><u>SHOES</u> No shoes</p>	<p>- Hair is to be slicked back into a high bun centered diagonally from the chin going above the ear with no part (bottom of bun at the top of ear), using only gel and/or hairspray, bobby pins (no hair clips), hair elastic and hair net (same color as hair) to go around the bun.</p> <ul style="list-style-type: none"> - UM Rhinestone Clip on Left Side of Bun - UM Rhinestone Choker - UM Rhinestone Earrings 	


MARY JO'S

PERFORMING ARTS ACADEMY

2019 Universal Movement Competitive Team Group Costumes

ONLY LOVE

**Please be sure that all costumes are fitted to your child correctly. Individual alterations may be necessary.*

COSTUME	TIGHTS & SHOES	ACCESSORIES & HAIR	OTHER
	<p><u>TIGHTS</u> No tights</p> <p><u>SHOES</u> Tan Capezio or Body Wrappers Canvas Pirouettes</p>	<p>- Hair is to be slicked back into a high bun centered diagonally from the chin going above the ear with no part (bottom of bun at the top of ear), using only gel and/or hairspray, bobby pins (no hair clips), hair elastic and hair net (same color as hair) to go around the bun.</p> <ul style="list-style-type: none"> - UM Rhinestone Clip on Left Side of Bun - UM Rhinestone Choker - UM Rhinestone Earrings 	


MARY JO'S

PERFORMING ARTS ACADEMY

2019 Universal Movement Competitive Team Group Costumes

THIS MOMENT CHANGES EVERYTHING

**Please be sure that all costumes are fitted to your child correctly. Individual alterations may be necessary.*

COSTUME	TIGHTS & SHOES	ACCESSORIES & HAIR	OTHER
	<p><u>TIGHTS</u> No tights</p> <p><u>SHOES</u> No shoes</p>	<p>- Hair is to be slicked back into a high bun centered diagonally from the chin going above the ear with no part (bottom of bun at the top of ear), using only gel and/or hairspray, bobby pins (no hair clips), hair elastic and hair net (same color as hair) to go around the bun.</p> <p>- UM Rhinestone Clip on Left Side of Bun</p> <p>- UM Rhinestone Earrings</p>	<p>- Hairpiece should be attached to the right side of bun.</p>


MARY JO'S

PERFORMING ARTS ACADEMY

2019 Universal Movement Competitive Team Group Costumes

THIS MOMENT CHANGES EVERYTHING- Emily

**Please be sure that all costumes are fitted to your child correctly. Individual alterations may be necessary.*

COSTUME	TIGHTS & SHOES	ACCESSORIES & HAIR	OTHER
	<p><u>TIGHTS</u> No tights</p> <p><u>SHOES</u> No shoes</p>	<p>- Hair is to be slicked back into a high bun centered diagonally from the chin going above the ear with no part (bottom of bun at the top of ear), using only gel and/or hairspray, bobby pins (no hair clips), hair elastic and hair net (same color as hair) to go around the bun.</p> <p>- UM Rhinestone Clip on Left Side of Bun</p> <p>- UM Rhinestone Earrings</p>	<p>- Hairpiece should be attached to the right side of bun.</p>


MARY JO'S

PERFORMING ARTS ACADEMY

2019 Universal Movement Competitive Team Group Costumes

THIS MOMENT CHANGES EVERYTHING - Annie

**Please be sure that all costumes are fitted to your child correctly. Individual alterations may be necessary.*

COSTUME	TIGHTS & SHOES	ACCESSORIES & HAIR	OTHER
	<p><u>TIGHTS</u> No tights</p> <p><u>SHOES</u> No shoes</p>	<p>- Hair is to be slicked back into a high bun centered diagonally from the chin going above the ear with no part (bottom of bun at the top of ear), using only gel and/or hairspray, bobby pins (no hair clips), hair elastic and hair net (same color as hair) to go around the bun.</p> <p>- UM Rhinestone Clip on Left Side of Bun</p> <p>- UM Rhinestone Earrings</p>	<p>- Hairpiece should be attached to the right side of bun.</p>


MARY JO'S

PERFORMING ARTS ACADEMY

2019 Universal Movement Competitive Team Group Costumes

SUPERSTARS

**Please be sure that all costumes are fitted to your child correctly. Individual alterations may be necessary.*

COSTUME	TIGHTS & SHOES	ACCESSORIES & HAIR	OTHER
	<p><u>TIGHTS</u> Caramel Mondor 319 Footed Tights</p> <p><u>SHOES</u> Tan JZ43 Jazz Shoes</p>	<p>- Hair is to be slicked back into a high bun centered diagonally from the chin going above the ear with no part (bottom of bun at the top of ear), using only gel and/or hairspray, bobby pins (no hair clips), hair elastic and hair net (same color as hair) to go around the bun.</p> <ul style="list-style-type: none"> - UM Rhinestone Clip on Left Side of Bun - UM Rhinestone Choker - UM Rhinestone Earrings 	


MARY JO'S

PERFORMING ARTS ACADEMY

2019 Universal Movement Competitive Team Group Costumes

THE SHOW

**Please be sure that all costumes are fitted to your child correctly. Individual alterations may be necessary.*

COSTUME	TIGHTS & SHOES	ACCESSORIES & HAIR	OTHER
	<p><u>TIGHTS</u> No tights</p> <p><u>SHOES</u> Black Pastry Sneakers</p>	<p>- Hair is to be slicked back into a high ponytail.</p> <p>- UM Rhinestone Choker</p> <p>- UM Rhinestone Earrings</p>	


MARY JO'S

PERFORMING ARTS ACADEMY

2019 Universal Movement Competitive Team Group Costumes

THE RIVER

**Please be sure that all costumes are fitted to your child correctly. Individual alterations may be necessary.*

COSTUME	TIGHTS & SHOES	ACCESSORIES & HAIR	OTHER
	<p><u>TIGHTS</u> No tights</p> <p><u>SHOES</u> No shoes</p>	<p>- Hair is to be slicked back into a high bun centered diagonally from the chin going above the ear with no part (bottom of bun at the top of ear), using only gel and/or hairspray, bobby pins (no hair clips), hair elastic and hair net (same color as hair) to go around the bun.</p> <ul style="list-style-type: none"> - UM Rhinestone Clip on Left Side of Bun - UM Rhinestone Choker - UM Rhinestone Earrings 	<p>- Headpiece should be secured around Right side of bun.</p>


MARY JO'S

PERFORMING ARTS ACADEMY

2019 Universal Movement Competitive Team Group Costumes

COMPASS

**Please be sure that all costumes are fitted to your child correctly. Individual alterations may be necessary.*

COSTUME	TIGHTS & SHOES	ACCESSORIES & HAIR	OTHER
	<p><u>TIGHTS</u> No tights</p> <p><u>SHOES</u> Tan Capezio or Body Wrappers Canvas Pirouettes</p>	<p>- Hair is to be slicked back into a high bun centered diagonally from the chin going above the ear with no part (bottom of bun at the top of ear), using only gel and/or hairspray, bobby pins (no hair clips), hair elastic and hair net (same color as hair) to go around the bun.</p> <p>- UM Rhinestone Clip on Left Side of Bun</p> <p>- UM Rhinestone Earrings</p>	