

# MARY JO'S


PERFORMING ARTS ACADEMY

2021-2022 Universal Movement Costumes

## COMPETITIVE TEAM - Mini Small Group - Friday 7:45

### SHOP AROUND

*\*Please be sure that all costumes are fitted to your child correctly. Individual alterations may be necessary.*

COSTUME	TIGHTS, SHOES & HAIR	OTHER
	<p style="text-align: center;"><b><u>TIGHTS</u></b> Mondor #319 Caramel Footed Tights</p> <p style="text-align: center;"><b><u>SHOES</u></b> Tan SoDanca JZ43 Jazz Shoes</p> <p style="text-align: center;"><b><u>HAIR</u></b> Hair is to be slicked back into a high bun centered diagonally from the chin going above the ear with no part (bottom of bun at the top of ear), using only gel and/or hairspray, bobby pins (no hair clips), hair elastic and hair net (same color as hair) to go around the bun.</p> <p style="text-align: center;">UM company rhinestone clip should be clipped to the left side of the bun. <i>(Rhinestone clips can be purchased in Dancer's Closet)</i></p>	<p style="text-align: center;">This routine will also wear the UM company rhinestone choker and UM company rhinestone earrings. These can be purchased in Dancer's Closet.</p>

# MARY JO'S


PERFORMING ARTS ACADEMY

2021-2022 Universal Movement Costumes

## COMPETITIVE TEAM - Junior Small Group - Saturday 10:15

### FUN

*\*Please be sure that all costumes are fitted to your child correctly. Individual alterations may be necessary.*

COSTUME	TIGHTS, SHOES & HAIR	OTHER
	<p style="text-align: center;"><b><u>TIGHTS</u></b></p> <p style="text-align: center;">Mondor #319 Caramel Footed Tights AND Capezio #3000C Black Fishnet</p> <p style="text-align: center;"><b><u>SHOES</u></b></p> <p style="text-align: center;">Black SoDanca JZ43 Jazz Shoes</p> <p style="text-align: center;"><b><u>HAIR</u></b></p> <p style="text-align: center;">Hair is to be slicked back into a high bun centered diagonally from the chin going above the ear with no part (bottom of bun at the top of ear), using only gel and/or hairspray, bobby pins (no hair clips), hair elastic and hair net (same color as hair) to go around the bun.</p> <p style="text-align: center;">UM company rhinestone clip should be clipped to the left side of the bun. <i>(Rhinestone clips can be purchased in Dancer's Closet)</i></p>	<p style="text-align: center;">This routine will also wear UM company rhinestone earrings (<b>no choker</b>). These can be purchased in Dancer's Closet.</p>

# MARY JO'S


PERFORMING ARTS ACADEMY

2021-2022 Universal Movement Costumes

## COMPETITIVE TEAM - Mini Large Group - Saturday 12:45

### CUBAN PETE

*\*Please be sure that all costumes are fitted to your child correctly. Individual alterations may be necessary.*

COSTUME	TIGHTS, SHOES & HAIR	OTHER
	<p style="text-align: center;"><b><u>TIGHTS</u></b> Mondor #319 Caramel Footed Tights</p> <p style="text-align: center;"><b><u>SHOES</u></b> Tan SoDanca JZ43 Jazz Shoes</p> <p style="text-align: center;"><b><u>HAIR</u></b> Hair is to be slicked back into a high bun centered diagonally from the chin going above the ear with no part (bottom of bun at the top of ear), using only gel and/or hairspray, bobby pins (no hair clips), hair elastic and hair net (same color as hair) to go around the bun.</p> <p style="text-align: center;">UM company rhinestone clip should be clipped to the left side of the bun. <i>(Rhinestone clips can be purchased in Dancer's Closet)</i></p>	<p>Attach the included head piece to the right side of the bun. Secure with bobby pins.</p> <p>This routine will also wear the UM company rhinestone choker and UM company rhinestone earrings. These can be purchased in Dancer's Closet.</p>

# MARY JO'S


PERFORMING ARTS ACADEMY

2021-2022 Universal Movement Costumes

## COMPETITIVE TEAM - Junior Large Group - Friday 8:00

### ALBATROSS

*\*Please be sure that all costumes are fitted to your child correctly. Individual alterations may be necessary.*

COSTUME	TIGHTS, SHOES & HAIR	OTHER
	<p style="text-align: center;"><b><u>TIGHTS</u></b> Mondor #318 Caramel Footless Tights</p> <p style="text-align: center;"><b><u>SHOES</u></b> No Shoes</p> <p style="text-align: center;"><b><u>HAIR</u></b> Hair is to be slicked back into a high bun centered diagonally from the chin going above the ear with no part (bottom of bun at the top of ear), using only gel and/or hairspray, bobby pins (no hair clips), hair elastic and hair net (same color as hair) to go around the bun.</p> <p>UM company rhinestone clip should be clipped to the left side of the bun. <i>(Rhinestone clips can be purchased in Dancer's Closet)</i></p>	<p>Attach the included headpiece to the right side of the bun. Secure with bobby pins.</p> <p>This routine will also wear the UM company rhinestone choker and UM company rhinestone earrings. These can be purchased in Dancer's Closet.</p>

# MARY JO'S


PERFORMING ARTS ACADEMY

2021-2022 Universal Movement Costumes

## COMPETITIVE TEAM - Teen Large Group - Sat 12:15

### ROCKET MAN

*\*Please be sure that all costumes are fitted to your child correctly. Individual alterations may be necessary.*

COSTUME	TIGHTS, SHOES & HAIR	OTHER
	<p style="text-align: center;"><b><u>TIGHTS</u></b> Mondor #318 Caramel Footless Tights</p> <p style="text-align: center;"><b><u>SHOES</u></b> No Shoes</p> <p style="text-align: center;"><b><u>HAIR</u></b> Hair is to be slicked back into a high bun centered diagonally from the chin going above the ear with no part (bottom of bun at the top of ear), using only gel and/or hairspray, bobby pins (no hair clips), hair elastic and hair net (same color as hair) to go around the bun.</p> <p>UM company rhinestone clip should be clipped to the left side of the bun. <i>(Rhinestone clips can be purchased in Dancer's Closet)</i></p>	<p>This routine will also wear UM company rhinestone earrings and rhinestone choker. These can be purchased in Dancer's Closet.</p>

# MARY JO'S


PERFORMING ARTS ACADEMY

2021-2022 Universal Movement Costumes

## COMPETITIVE TEAM - Teen Large Group - Sat 1:15

### WHAT ABOUT US

*\*Please be sure that all costumes are fitted to your child correctly. Individual alterations may be necessary.*

COSTUME	TIGHTS, SHOES & HAIR	OTHER
	<p style="text-align: center;"><b><u>TIGHTS</u></b> Mondor #318 Caramel Footless Tights</p> <p style="text-align: center;"><b><u>SHOES</u></b> No Shoes</p> <p style="text-align: center;"><b><u>HAIR</u></b> Hair is to be slicked back into a high bun centered diagonally from the chin going above the ear with no part (bottom of bun at the top of ear), using only gel and/or hairspray, bobby pins (no hair clips), hair elastic and hair net (same color as hair) to go around the bun.</p> <p style="text-align: center;">UM company rhinestone clip should be clipped to the left side of the bun. <i>(Rhinestone clips can be purchased in Dancer's Closet)</i></p>	<p style="text-align: center;">This routine will also wear UM company rhinestone earrings and rhinestone choker. These can be purchased in Dancer's Closet.</p> <p style="text-align: center;"><b>Additional rhinestone barrette included with the costume will not be worn.</b></p>

# MARY JO'S


## PERFORMING ARTS ACADEMY

2021-2022 Universal Movement Costumes

### COMPETITIVE TEAM - Senior Large Group - Mon 8:15

### GHOST

*\*Please be sure that all costumes are fitted to your child correctly. Individual alterations may be necessary.*

COSTUME	TIGHTS, SHOES & HAIR	OTHER
	<p style="text-align: center;"><b><u>TIGHTS</u></b> Mondor #318 Caramel Footless Tights</p> <p style="text-align: center;"><b><u>SHOES</u></b> No Shoes</p> <p style="text-align: center;"><b><u>HAIR</u></b> Hair is to be slicked back into a high bun centered diagonally from the chin going above the ear with no part (bottom of bun at the top of ear), using only gel and/or hairspray, bobby pins (no hair clips), hair elastic and hair net (same color as hair) to go around the bun.</p> <p style="text-align: center;">UM company rhinestone clip should be clipped to the left side of the bun. <i>(Rhinestone clips can be purchased in Dancer's Closet)</i></p>	<p style="text-align: center;">This routine will also wear UM company rhinestone earrings (no choker). These can be purchased in Dancer's Closet.</p> <p style="text-align: center;"><b>Additional rhinestone barrette included with the costume will not be worn.</b></p>

# MARY JO'S


PERFORMING ARTS ACADEMY

2021-2022 Universal Movement Costumes

## COMPETITIVE TEAM - Junior Line - Fri 7:30

### LA FIESTA

*\*Please be sure that all costumes are fitted to your child correctly. Individual alterations may be necessary.*

COSTUME	TIGHTS, SHOES & HAIR	OTHER
	<p style="text-align: center;"><b><u>TIGHTS</u></b> Mondor #319 Caramel Footed Tights</p> <p style="text-align: center;"><b><u>SHOES</u></b> Tan SoDanca JZ43 Jazz Shoes</p> <p style="text-align: center;"><b><u>HAIR</u></b> Hair is to be slicked back into a high bun centered diagonally from the chin going above the ear with no part (bottom of bun at the top of ear), using only gel and/or hairspray, bobby pins (no hair clips), hair elastic and hair net (same color as hair) to go around the bun.</p> <p style="text-align: center;">UM company rhinestone clip should be clipped to the left side of the bun. <i>(Rhinestone clips can be purchased in Dancer's Closet)</i></p>	<p>Attach the included headpiece to the right side of the bun. Secure with bobby pins.</p> <p>This routine will also wear the UM company rhinestone earrings (<b>no choker</b>). These can be purchased in Dancer's Closet.</p>



# MARY JO'S


PERFORMING ARTS ACADEMY

2021-2022 Universal Movement Costumes

## COMPETITIVE TEAM - Teen Line - Sat 12:45

### HANDCLAP

*\*Please be sure that all costumes are fitted to your child correctly. Individual alterations may be necessary.*

COSTUME	TIGHTS, SHOES & HAIR	OTHER
	<p><b><u>TIGHTS</u></b> No Tights</p> <p><b><u>SHOES</u></b> No Shoes</p> <p><b><u>HAIR</u></b> Hair is to be slicked back into a high bun centered diagonally from the chin going above the ear with no part (bottom of bun at the top of ear), using only gel and/or hairspray, bobby pins (no hair clips), hair elastic and hair net (same color as hair) to go around the bun.</p> <p>UM company rhinestone clip should be clipped to the left side of the bun. <i>(Rhinestone clips can be purchased in Dancer's Closet)</i></p>	<p>This routine will also wear UM company rhinestone earrings (<b>no choker</b>). These can be purchased in Dancer's Closet.</p>

# MARY JO'S


PERFORMING ARTS ACADEMY

2021-2022 Universal Movement Costumes

## COMPETITIVE TEAM - Senior Line - Sat 10:45

### NOVEMBER RAIN

*\*Please be sure that all costumes are fitted to your child correctly. Individual alterations may be necessary.*

COSTUME	TIGHTS, SHOES & HAIR	OTHER
	<p style="text-align: center;"><b><u>TIGHTS</u></b> Mondor #318 Caramel Footless Tights</p> <p style="text-align: center;"><b><u>SHOES</u></b> Twyla 620A Canvas Tan Pirouettes or Capezio Tan Pirouettes</p> <p style="text-align: center;"><b><u>HAIR</u></b> Hair is to be slicked back into a high bun centered diagonally from the chin going above the ear with no part (bottom of bun at the top of ear), using only gel and/or hairspray, bobby pins (no hair clips), hair elastic and hair net (same color as hair) to go around the bun.</p> <p>UM company rhinestone clip should be clipped to the left side of the bun. <i>(Rhinestone clips can be purchased in Dancer's Closet)</i></p>	<p>This routine will also wear the UM company rhinestone earrings (<b>no choker</b>). These can be purchased in Dancer's Closet.</p>


# MARY JO'S

## PERFORMING ARTS ACADEMY

2021-2022 Universal Movement Costumes

### HIP HOP SQUAD ROLLIN' IN THE DEEP

*\*Please be sure that all costumes are fitted to your child correctly. Individual alterations may be necessary.*

COSTUME	TIGHTS, SHOES & HAIR	OTHER
	<p style="text-align: center;"><b><u>TIGHTS</u></b> No Tights / Black Socks</p> <p style="text-align: center;"><b><u>SHOES</u></b> Black Pastry Sneakers</p> <p style="text-align: center;"><b><u>HAIR</u></b> Hair is to be slicked back into a high <b>PONYTAIL</b> using only gel and/or hairspray and hair elastic (same color as hair).</p>	<p style="text-align: center;">“Just Keep Swimming” shirt is to be worn tucked-in underneath the jacket.</p> <p style="text-align: center;">This routine will also wear the UM company rhinestone choker and UM company rhinestone earrings (<b>no hair clip</b>). These can be purchased in Dancer's Closet.</p>


# MARY JO'S

PERFORMING ARTS ACADEMY

2021-2022 Universal Movement Costumes

## HIP HOP CREW I JOKERS

*\*Please be sure that all costumes are fitted to your child correctly. Individual alterations may be necessary.*

COSTUME	TIGHTS, SHOES & HAIR	OTHER
	<p><b><u>TIGHTS</u></b> No Tights / Black Socks</p> <p><b><u>SHOES</u></b> Black Pastry Sneakers</p> <p><b><u>HAIR</u></b> Hair is to be slicked back into a high <b>PONYTAIL</b> using only gel and/or hairspray and hair elastic (same color as hair).</p>	<p>Green bra top will be worn underneath. Jacket should be zipped to the belly button.</p> <p>This routine will also wear the UM company rhinestone choker and UM company rhinestone earrings (<b>no hair clip</b>). These can be purchased in Dancer's Closet.</p>



# MARY JO'S

PERFORMING ARTS ACADEMY

2021-2022 Universal Movement Costumes

## HIP HOP CREW II LOW

*\*Please be sure that all costumes are fitted to your child correctly. Individual alterations may be necessary.*

COSTUME	TIGHTS, SHOES & HAIR	OTHER
 	<p><b><u>TIGHTS</u></b> No Tights / Black Socks</p> <p><b><u>SHOES</u></b> Black Pastry Sneakers</p> <p><b><u>HAIR</u></b> Hair is to be slicked back into a high <b>PONYTAIL</b> using only gel and/or hairspray and hair elastic (same color as hair).</p>	<p>Girls will need to wear a plain black sports bra (no logos) underneath the jacket.</p> <p>This routine will also wear the UM company rhinestone choker and UM company rhinestone earrings (<b>no hair clip</b>). These can be purchased in Dancer's Closet.</p>


# MARY JO'S

## PERFORMING ARTS ACADEMY

2021-2022 Universal Movement Costumes

### FLIP TEAM TURNING TURTLE

*\*Please be sure that all costumes are fitted to your child correctly. Individual alterations may be necessary.*

COSTUME	TIGHTS, SHOES & HAIR	OTHER
	<p style="text-align: center;"><b><u>TIGHTS</u></b> Mondor #319 Caramel Footed Tights AND Capezio #3000C Black Fishnet</p> <p style="text-align: center;"><b><u>SHOES</u></b> Black SoDanca JZ43 Jazz Shoes</p> <p style="text-align: center;"><b><u>HAIR</u></b> Hair is to be slicked back into a high bun centered diagonally from the chin going above the ear with no part (bottom of bun at the top of ear), using only gel and/or hairspray, bobby pins (no hair clips), hair elastic and hair net (same color as hair) to go around the bun.</p>	<p>Attach the headpiece to the right side of the head as shown in the picture. Secure with lots of bobby pins.</p> <p>Flip Team will also wear UM company rhinestone earrings (no choker or clip). These can be purchased in Dancer's Closet.</p>


# MARY JO'S

PERFORMING ARTS ACADEMY

2021-2022 Universal Movement Costumes

## COMPETITIVE TEAM - Teen Small Group (Ms. Marinda) USED TO BE MINE

*\*Please be sure that all costumes are fitted to your child correctly. Individual alterations may be necessary.*

COSTUME	TIGHTS, SHOES & HAIR	OTHER
	<p style="text-align: center;"><b><u>TIGHTS</u></b> No Tights</p> <p style="text-align: center;"><b><u>SHOES</u></b> Twyla 620A Canvas Tan Pirouettes or Capezio Tan Pirouettes</p> <p style="text-align: center;"><b><u>HAIR</u></b> Hair is to be slicked back into a high bun centered diagonally from the chin going above the ear with no part (bottom of bun at the top of ear), using only gel and/or hairspray, bobby pins (no hair clips), hair elastic and hair net (same color as hair) to go around the bun.</p> <p style="text-align: center;">UM company rhinestone clip should be clipped to the left side of the bun. <i>(Rhinestone clips can be purchased in Dancer's Closet)</i></p>	<p style="text-align: center;">This routine will also wear the UM company rhinestone earrings (<b>no choker</b>). These can be purchased in Dancer's Closet.</p>


# MARY JO'S

## PERFORMING ARTS ACADEMY

2021-2022 Universal Movement Costumes

### COMPETITIVE TEAM - Teen Small Group (Mr. Dee) CROWDED PLACES

*\*Please be sure that all costumes are fitted to your child correctly. Individual alterations may be necessary.*

COSTUME	TIGHTS, SHOES & HAIR	OTHER
	<p style="text-align: center;"><b><u>TIGHTS</u></b> No Tights</p> <p style="text-align: center;"><b><u>SHOES</u></b> No Shoes</p> <p style="text-align: center;"><b><u>HAIR</u></b> Hair is to be slicked back into a high bun centered diagonally from the chin going above the ear with no part (bottom of bun at the top of ear), using only gel and/or hairspray, bobby pins (no hair clips), hair elastic and hair net (same color as hair) to go around the bun.</p> <p style="text-align: center;">UM company rhinestone clip should be clipped to the left side of the bun. <i>(Rhinestone clips can be purchased in Dancer's Closet)</i></p>	<p style="text-align: center;">This routine will also wear the UM company rhinestone choker and UM company rhinestone earrings. These can be purchased in Dancer's Closet.</p>



# MARY JO'S


## PERFORMING ARTS ACADEMY

2021-2022 Universal Movement Costumes

### COMPETITIVE TEAM - Senior Small Group (Ms. Marinda)

### ENDING

*\*Please be sure that all costumes are fitted to your child correctly. Individual alterations may be necessary.*

COSTUME	TIGHTS, SHOES & HAIR	OTHER
	<p style="text-align: center;"><b><u>TIGHTS</u></b> No Tights</p> <p style="text-align: center;"><b><u>SHOES</u></b> No Shoes</p> <p style="text-align: center;"><b><u>HAIR</u></b> Hair is to be slicked back into a high bun centered diagonally from the chin going above the ear with no part (bottom of bun at the top of ear), using only gel and/or hairspray, bobby pins (no hair clips), hair elastic and hair net (same color as hair) to go around the bun.</p> <p style="text-align: center;">UM company rhinestone clip should be clipped to the left side of the bun. <i>(Rhinestone clips can be purchased in Dancer's Closet)</i></p>	<p style="text-align: center;">This routine will also wear the UM company rhinestone earrings (<b>no choker</b>). These can be purchased in Dancer's Closet.</p>


# MARY JO'S

## PERFORMING ARTS ACADEMY

2021-2022 Universal Movement Costumes

### COMPETITIVE TEAM - Senior Small Group (Mr. Dee) REMEMBER WHO YOU ARE

*\*Please be sure that all costumes are fitted to your child correctly. Individual alterations may be necessary.*

COSTUME	TIGHTS, SHOES & HAIR	OTHER
	<p style="text-align: center;"><b><u>TIGHTS</u></b> No tights</p> <p style="text-align: center;"><b><u>SHOES</u></b> No shoes</p> <p style="text-align: center;"><b><u>HAIR</u></b> Hair is to be slicked back into a high bun centered diagonally from the chin going above the ear with no part (bottom of bun at the top of ear), using only gel and/or hairspray, bobby pins (no hair clips), hair elastic and hair net (same color as hair) to go around the bun.</p> <p style="text-align: center;">UM company rhinestone clip should be clipped to the left side of the bun. <i>(Rhinestone clips can be purchased in Dancer's Closet)</i></p>	<p style="text-align: center;">This routine will also wear UM company rhinestone earrings. These can be purchased in Dancer's Closet.</p> <p style="text-align: center;">Capezio or BodyWrappers V-Neck Clear Back Bra (with clear straps) and solid black booty shorts to be worn underneath. These can be purchased in Dancer's Closet.</p>


# MARY JO'S

## PERFORMING ARTS ACADEMY

2021-2022 Universal Movement Costumes

### COMPETITIVE TEAM - Senior Small Group (Mr. Dee) CLOSER YOU GET TO MY HEART

*\*Please be sure that all costumes are fitted to your child correctly. Individual alterations may be necessary.*

COSTUME	TIGHTS, SHOES & HAIR	OTHER
	<p style="text-align: center;"><b><u>TIGHTS</u></b> No Tights</p> <p style="text-align: center;"><b><u>SHOES</u></b> No shoes</p> <p style="text-align: center;"><b><u>HAIR</u></b> Hair is to be slicked back into a high bun centered diagonally from the chin going above the ear with no part (bottom of bun at the top of ear), using only gel and/or hairspray, bobby pins (no hair clips), hair elastic and hair net (same color as hair) to go around the bun.</p> <p style="text-align: center;">UM company rhinestone clip should be clipped to the left side of the bun. <i>(Rhinestone clips can be purchased in Dancer's Closet)</i></p>	<p style="text-align: center;">This routine will also wear the UM company rhinestone choker and UM company rhinestone earrings. These can be purchased in Dancer's Closet.</p>


# MARY JO'S

## PERFORMING ARTS ACADEMY

2021-2022 Universal Movement Costumes

### COMPETITIVE TEAM - Teen Large Group (Mr. Zach) RIPTIDE

*\*Please be sure that all costumes are fitted to your child correctly. Individual alterations may be necessary.*

COSTUME	TIGHTS, SHOES & HAIR	OTHER
	<p style="text-align: center;"><b><u>TIGHTS</u></b> Mondor #318 Caramel Footless Tights</p> <p style="text-align: center;"><b><u>SHOES</u></b> Twyla 620A Canvas Tan Pirouettes or Capezio Tan Pirouettes</p> <p style="text-align: center;"><b><u>HAIR</u></b> Hair is to be slicked back into a high bun centered diagonally from the chin going above the ear with no part (bottom of bun at the top of ear), using only gel and/or hairspray, bobby pins (no hair clips), hair elastic and hair net (same color as hair) to go around the bun.</p> <p style="text-align: center;">UM company rhinestone clip should be clipped to the left side of the bun. <i>(Rhinestone clips can be purchased in Dancer's Closet)</i></p>	<p style="text-align: center;">This routine will also wear the UM company rhinestone choker and UM company rhinestone earrings. These can be purchased in Dancer's Closet.</p>


# MARY JO'S

PERFORMING ARTS ACADEMY

2021-2022 Universal Movement Costumes

## COMPETITIVE TEAM - Teen Large Group (Mr. Zach) WAIT

*\*Please be sure that all costumes are fitted to your child correctly. Individual alterations may be necessary.*

COSTUME	TIGHTS, SHOES & HAIR	OTHER
	<p><b><u>TIGHTS</u></b> No Tights</p> <p><b><u>SHOES</u></b> Twyla 620A Canvas Tan Pirouettes or Capezio Tan Pirouettes</p> <p><b><u>HAIR</u></b> Hair is to be slicked back into a high bun centered diagonally from the chin going above the ear with no part (bottom of bun at the top of ear), using only gel and/or hairspray, bobby pins (no hair clips), hair elastic and hair net (same color as hair) to go around the bun.</p> <p>UM company rhinestone clip should be clipped to the left side of the bun. <i>(Rhinestone clips can be purchased in Dancer's Closet)</i></p>	<p>This routine will also wear the UM company rhinestone earrings (<b>no choker</b>). These can be purchased in Dancer's Closet.</p>


# MARY JO'S

PERFORMING ARTS ACADEMY

2021-2022 Universal Movement Costumes

## COMPETITIVE TEAM - Senior Large Group (Mr. AJ) **FEEL RIGHT NOW**

*\*Please be sure that all costumes are fitted to your child correctly. Individual alterations may be necessary.*

COSTUME	TIGHTS, SHOES & HAIR	OTHER
	<p style="text-align: center;"><b><u>TIGHTS</u></b> Mondor #319 Caramel Footed Tights AND Capezio #3400 Seamed Fishnet Tights</p> <p style="text-align: center;"><b><u>SHOES</u></b> Black SoDanca JZ43 Jazz Shoes</p> <p style="text-align: center;"><b><u>HAIR</u></b> Hair is to be slicked back into a high <b>PONYTAIL</b> using only gel and/or hairspray and hair elastic (same color as hair).</p>	<p>This routine will also wear the UM company rhinestone choker and UM company rhinestone earrings. These can be purchased in Dancer's Closet.</p>

# MARY JO'S


## PERFORMING ARTS ACADEMY

2021-2022 Universal Movement Costumes

### COMPETITIVE TEAM - Senior Large Group (Mr. Zach)

### CHAMPAGNE PROBLEMS

*\*Please be sure that all costumes are fitted to your child correctly. Individual alterations may be necessary.*

COSTUME	TIGHTS, SHOES & HAIR	OTHER
	<p style="text-align: center;"><b><u>TIGHTS</u></b> No Tights</p> <p style="text-align: center;"><b><u>SHOES</u></b> Twyla 620A Canvas Tan Pirouettes or Capezio Tan Pirouettes</p> <p style="text-align: center;"><b><u>HAIR</u></b> Hair is to be slicked back into a high bun centered diagonally from the chin going above the ear with no part (bottom of bun at the top of ear), using only gel and/or hairspray, bobby pins (no hair clips), hair elastic and hair net (same color as hair) to go around the bun.</p> <p style="text-align: center;">UM company rhinestone clip should be clipped to the left side of the bun. <i>(Rhinestone clips can be purchased in Dancer's Closet)</i></p>	<p>The included Tan Camisole High Back leotard will be worn underneath the dress.</p> <p>This routine will also wear the UM company rhinestone choker and UM company rhinestone earrings. These can be purchased in Dancer's Closet.</p>


# MARY JO'S

## PERFORMING ARTS ACADEMY

2021-2022 Universal Movement Costumes

### COMPETITIVE TEAM - Senior Large Group (Ms. Marinda) GROWING PAINS

*\*Please be sure that all costumes are fitted to your child correctly. Individual alterations may be necessary.*

COSTUME	TIGHTS, SHOES & HAIR	OTHER
	<p style="text-align: center;"><b><u>TIGHTS</u></b> No Tights</p> <p style="text-align: center;"><b><u>SHOES</u></b> No Shoes</p> <p style="text-align: center;"><b><u>HAIR</u></b> Hair is to be slicked back into a high bun centered diagonally from the chin going above the ear with no part (bottom of bun at the top of ear), using only gel and/or hairspray, bobby pins (no hair clips), hair elastic and hair net (same color as hair) to go around the bun.</p> <p>UM company rhinestone clip should be clipped to the left side of the bun. <i>(Rhinestone clips can be purchased in Dancer's Closet)</i></p>	<p>This routine will also wear the UM company rhinestone earrings (<b>no choker</b>). These can be purchased in Dancer's Closet.</p>



# MARY JO'S


## PERFORMING ARTS ACADEMY

2021-2022 Universal Movement Costumes

### CBT GROUP B

## DON QUIXOTE KITRI'S FRIENDS

*\*Please be sure that all costumes are fitted to your child correctly. Individual alterations may be necessary.*

COSTUME	TIGHTS, SHOES & HAIR	OTHER
	<p style="text-align: center;"><b><u>TIGHTS</u></b> Mondor #319 E6 Ballerina Pink Tights</p> <p style="text-align: center;"><b><u>SHOES</u></b> Clean Pink Ballet Shoes</p> <p style="text-align: center;"><b><u>HAIR</u></b> Hair is to be slicked back into a high bun centered diagonally from the chin going above the ear with no part (bottom of bun at the top of ear), using only gel and/or hairspray, bobby pins (no hair clips), hair elastic and hair net (same color as hair) to go around the bun.</p> <p style="text-align: center;">UM company rhinestone clip should be clipped to the left side of the bun. <i>(Rhinestone clips can be purchased in Dancer's Closet)</i></p>	<p style="text-align: center;">This routine will also wear the UM company rhinestone earrings (<b>no choker</b>). These can be purchased in Dancer's Closet.</p>